

## Thermochemistry of Oxide Bronzes. Part I. Sodium Vanadium Bronzes $\text{Na}_x\text{V}_2\text{O}_5$ with $x$ between 0.2 and 0.33

By P. G. Dickens,\* M. Jewess, D. J. Neild, and J. C. W. Rose, Inorganic Chemistry Laboratory, South Parks Road, Oxford OX1 3QR

The enthalpies of formation from Na(s) and  $\text{V}_2\text{O}_5$ (s) of five  $\beta$ -phase sodium vanadium bronzes  $\text{Na}_x\text{V}_2\text{O}_5$ (s) in the range  $0.20 \leq x \leq 0.33$  have been determined by solution calorimetry. The partial molar enthalpy of solution of Na(s) into  $\text{V}_2\text{O}_5$ (s) is constant over the composition range investigated. The thermodynamic stability of the  $\beta$ -bronze phase towards oxidation and disproportionation is discussed.

An oxide bronze  $\text{A}_x\text{MO}_n$  is, formally, a compound derived by the insertion of an element A into an oxide matrix  $\text{MO}_n$  of a transition metal M. Bronzes have been prepared where M is one of Ti, V, Nb, Ta, Mo, W, U, or Re. A wide variety of insertion elements has been found, usually metals, but hydrogen and ammonium tungsten bronzes,  $\text{H}_x\text{WO}_3$  and  $(\text{NH}_4)_x\text{WO}_3$ , have also been characterised. These compounds all display to varying degrees intense colour, metallic conduction (or  $n$ -type semiconduction), and resistance to attack by non-oxidising acids. Often the proportion  $x$  of the inserted element can vary widely across a single phase region. Crystallographic and electronic structures of the oxide bronzes have been studied extensively and have been reviewed;<sup>1,2</sup> however, no primary thermodynamic data have been reported for any bronze system, although Morozova and Ovcharova<sup>3</sup> determined heats of solution of sodium tungsten bronzes  $\text{Na}_x\text{WO}_3$  in alkaline potassium hexacyanoferrate(III) solution. The present work constitutes the first part of a systematic investigation by means of solution calorimetry of the enthalpies of formation of the oxide bronzes formed by V, Mo, and W. The well-characterised<sup>4-6</sup> sodium vanadium  $\beta$ -phase bronze was chosen as an initial system for study. Pure  $\text{V}_2\text{O}_5$  has  $D_{2h}^{13}$  (orthorhombic) symmetry, which is unchanged by accommodation of small amounts of sodium to give an ' $\alpha$ -phase' bronze  $\text{Na}_x\text{V}_2\text{O}_5$  which exists over the composition range  $0 < x \leq 0.02$ . In the range  $0.20 \leq x \leq 0.33$  a  $\beta$ -phase bronze exists in which the parent  $\text{V}_2\text{O}_5$  structure is distorted and for which the new symmetry is  $C_{2h}^3$  (monoclinic).<sup>7</sup> Insertion sites for Na lie in tunnels within the  $\text{V}_2\text{O}_5$  framework and are of sevenfold co-ordination by oxygen. Such sites occur in pairs and simultaneous occupation of both sites of a pair by sodium does not occur. The maximum sodium content consistent with this constraint is  $\text{Na}_{0.33}\text{V}_2\text{O}_5$ .

### EXPERIMENTAL

Samples of  $\text{Na}_x\text{V}_2\text{O}_5$  were prepared by heating finely ground mixtures of AnalaR  $\text{Na}_2\text{CO}_3$  and  $\text{V}_2\text{O}_5$  to 780 °C in air in a platinum crucible.<sup>8,9</sup>  $\text{CO}_2$  was lost and the resulting melt allowed to cool slowly; oxygen was evolved as shiny blue-black needles of the bronze separated. The crystalline

products were washed with 6M-ammonia and boiling water. The samples were analysed for total vanadium by the method of Sienko and Sohn<sup>5</sup> and for sodium by atomic absorption spectroscopy. Five samples of  $\text{Na}_x\text{V}_2\text{O}_5$  with analysed  $x$  values of 0.20, 0.22, 0.25, 0.29, and 0.33 were prepared from melts of original Na : 2V ratios of 0.180, 0.215, 0.250, 0.301, and 0.330 respectively. X-Ray powder photographs were taken with a Guinier camera (with  $\text{Cu-K}\alpha$  radiation) and indexed satisfactorily on the unit cell of  $\beta$ - $\text{Na}_x\text{V}_2\text{O}_5$  obtained by Wadsley.<sup>7</sup>

The crystals of  $\text{Na}_x\text{V}_2\text{O}_5$  were thoroughly ground to an average particle size of ca. 1  $\mu\text{m}$  before dissolution in the calorimetric solvents. The particle size was sufficiently large for surface-energy effects to be negligible.<sup>10</sup> Other solid reagents used in calorimetry were AnalaR. Samples of NaCl and KCl were dried overnight at 100 °C and kept in a vacuum desiccator before use. B.D.H. 100 volume  $\text{H}_2\text{O}_2$  was analysed before use and shown to be  $(\text{H}_2\text{O}_2, 6.36\text{H}_2\text{O})$ . A solution of hexacyanoferrate(III) reagent for calorimetric use was made by addition of KOH (20 g) and  $\text{K}_3\text{Fe}(\text{CN})_6$  (2 g) to water (100 ml). A corresponding peroxide reagent was prepared by the addition of  $\text{H}_2\text{O}_2, 6.36\text{H}_2\text{O}$  (0.2 ml) to 5M-NaOH solution (100 ml).

*Apparatus and Operation.*—An LKB 8700 constant-environment solution calorimeter was used. The solvent was contained in a 100 ml Pyrex vessel, which was surrounded by a metal can to provide an insulating air space; the whole assembly was immersed in a thermostat controlled to  $\pm 0.01$  °C. The solute (solid or liquid) was contained in a sealed 1 ml glass ampoule held between the blades of a gold-plated stirrer. Depression of the stirrer broke away both flat end windows upon a spike, fixed to the bottom of the vessel, and so initiated reaction.

The temperature-sensing device was a thermistor sealed into the vessel and connected to a Wheatstone bridge. The output from a Hewlett-Packard 419A D.C. null voltmeter was led to a potentiometric chart recorder enabling resistance-time plots to be displayed directly.

Electrical calibration was performed by use of an electrical heater also sealed into the vessel. The heater current,  $I$ , was measured through the potential drop across a standard resistance in series with the heater, and the heater resistance,  $R_H$ , was measured separately by comparison of the potential drops across the heater and another standard resistance in series with it. The heating time,  $t$ , was preset electronically (LKB 8705).

<sup>1</sup> P. G. Dickens and M. S. Whittingham, *Quart. Rev.*, 1968, **22**, 30.

<sup>2</sup> E. Banks and A. Wold, 'Preparative Inorganic Reactions,' ed. W. H. Jolly, Interscience, New York, 1968, vol. 4, p. 237.

<sup>3</sup> M. P. Morozova and G. P. Ovcharova, *Russ. J. Phys. Chem.*, 1969, **43**, 966.

<sup>4</sup> H. Flood and H. Sorum, *Tidsskr. Kjemi Berguesen Met.*, 1943, **5**, 55.

<sup>5</sup> M. J. Sienko and J. B. Sohn, *J. Chem. Phys.*, 1966, **44**, 1369.

<sup>6</sup> M. Pouchard, A. Casalot, J. Galy, and P. Hagenmuller, *Bull. Soc. chim. France*, 1967, 4343.

<sup>7</sup> A. D. Wadsley, *Acta Cryst.*, 1955, **8**, 695.

<sup>8</sup> W. Prandtl and H. Murschhauser, *Z. anorg. Chem.*, 1908, **56**, 173.

<sup>9</sup> R. P. Ozerov, *Russ. J. Inorg. Chem.*, 1959, **4**, 476.

<sup>10</sup> R. Fricke and F. Blaschke, *Z. Electrochem.*, 1940, **46**, 46.

Experiments were performed following the procedure of Wadsö.<sup>11</sup> A thermistor resistance-time plot was obtained for a reaction and an electrical calibration was performed on the resulting solution, to reproduce as far as possible the observed resistance-time characteristics. In both cases Dickinson's method was used to obtain the corrected change in thermistor resistance,  $\Delta R$ , about its mean value  $R_m$ . The main reaction period, or heating period, was less than 5 min in all cases, and the graphical extrapolation was made from fore and after periods of at least 10 minutes' duration.

From the calibration experiment, a calibration constant,  $\epsilon$ , was defined by  $I^2 R_H t = -\epsilon(\Delta R/R_m)$  calibration. For the corresponding reaction experiment the measured enthalpy change is given by  $\Delta H_{\text{expt}} = \epsilon(\Delta R/R_m)$  reaction. Values for a 'worst case' situation are given in Table 1.

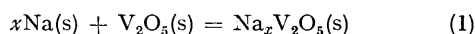
The overall precision and accuracy obtainable with the calorimeter were tested by Cook, Davies, and Staveley<sup>12</sup> during this work with measurements of the enthalpy of solution of THAM [tris(hydroxymethyl)aminomethane] in 0.1M-HCl at 25 °C (final concentration 6 g l<sup>-1</sup>). Results were 29.751, 29.756, and 29.747 kJ mol<sup>-1</sup>, in good agreement with the accepted value of  $29.752 \pm 0.005$  kJ mol<sup>-1</sup>,<sup>13</sup> and within the limits of accuracy of 0.02% claimed by the manufacturer.

TABLE 1

Heat of solution of 0.55 mmol V<sub>2</sub>O<sub>5</sub> into 100 ml (vol at 20 °C) of (11.1K<sub>3</sub>Fe(CN)<sub>6</sub>, 647.5KOH, 10,100H<sub>2</sub>O) at 25 °C

Wt of V <sub>2</sub> O <sub>5</sub> mg	$\frac{\Delta R}{R_m}$	Calibration factor $\epsilon/J$	$\Delta H_{\text{expt}}/J$	$\Delta H/kJ mol^{-1}$
99.7	-0.009552	10,481	-100.11	-182.6
100.0	-0.009600	10,469	-100.50	-182.8
99.9	-0.009627	10,496	-101.04	-184.0
$\Delta H_7 = -183.1 \pm 0.9$ kJ mol <sup>-1</sup>				

*Determinations of Heats of Formation.*—Two independent thermochemical reaction schemes were used to determine the enthalpy change of reaction.<sup>1</sup> The first employed aqueous



alkaline potassium hexacyanoferrate(III) solution as calorimetric reagent, the second alkaline hydrogen peroxide solution.

*Scheme 1.* The enthalpy change of reaction (2) was  $\text{Na}_x\text{V}_2\text{O}_5(\text{s}) + x\text{K}_3\text{Fe}(\text{CN})_6(\text{s}) + 3\text{H}_2\text{O}(\text{l}) + x\text{KCl}(\text{s}) = \text{V}_2\text{O}_5(\text{s}) + x\text{K}_4\text{Fe}(\text{CN})_6 \cdot 3\text{H}_2\text{O}(\text{s}) + \text{NaCl}(\text{s})$  (2)

determined through the reactions shown in Table 2. The symbol (sol) indicates that the designated number of moles of the preceding substance is dissolved in solvent of composition [11.1K<sub>3</sub>Fe(CN)<sub>6</sub>, 647.5KOH, 10,100H<sub>2</sub>O]. The required enthalpy change is given by equation (10). From equation (2) equation (11) follows. The heats of solution

$$\Delta H_2 = \Delta H_3 + x\Delta H_4 + x\Delta H_5 + x\Delta H_6 - \Delta H_7 - x\Delta H_8 - x\Delta H_9 \quad (10)$$

$$\Delta H_f^\circ \text{Na}_x\text{V}_2\text{O}_5(\text{s}) - \Delta H_f^\circ \text{V}_2\text{O}_5(\text{s}) = -\Delta H_2 + x[\Delta H_f^\circ \text{K}_3\text{Fe}(\text{CN})_6 \cdot 3\text{H}_2\text{O}(\text{s}) + \Delta H_f^\circ \text{NaCl}(\text{s}) - \Delta H_f^\circ \text{K}_3\text{Fe}(\text{CN})_6(\text{s}) - 3\Delta H_f^\circ \text{H}_2\text{O}(\text{l}) - \Delta H_f^\circ \text{KCl}(\text{s})] \quad (11)$$

for reactions (3)—(9) were measured directly. V<sub>2</sub>O<sub>5</sub> (100 mg, 0.55 mmol) and equivalent weights of other solutes were dissolved into 100 ml batches of reagent of composition

<sup>11</sup> I. Wadsö, *Sci. Tools*, 1966, **13**, 33.

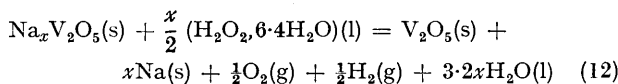
<sup>12</sup> R. O. Cook, A. Davies, and L. A. K. Staveley, *J. Chem. Thermodynamics*, 1971, **3**, 907.

TABLE 2  
Calorimetric reaction scheme 1

Reaction	$\Delta H$ (298.15 K)/ kJ mol <sup>-1</sup>
3. $\text{Na}_x\text{V}_2\text{O}_5(\text{s}) + x\text{Fe}(\text{CN})_6^{3-}(\text{sol}) + 6\text{OH}^-(\text{sol}) = x\text{Na}^+(\text{sol}) + 2\text{VO}_4^{3-}(\text{sol}) + x\text{Fe}(\text{CN})_6^{4-}(\text{sol}) + 3\text{H}_2\text{O}(\text{sol})$	$-179.8 \pm 0.4(3)$ $x = 0.20$ $-180.3 \pm 13.(3)$ $x = 0.22$ $-179.8 \pm 0.2(5)$ $x = 0.25$ $-179.9 \pm 0.8(3)$ $x = 0.29$ $-179.4 \pm 0.8(3)$ $x = 0.33$
4. $\text{K}_3\text{Fe}(\text{CN})_6(\text{s}) = 3\text{K}^+(\text{sol}) + \text{Fe}(\text{CN})_6^{3-}(\text{sol})$	$+43.7 \pm 0.5(3)$
5. $3\text{H}_2\text{O}(\text{l}) = 3\text{H}_2\text{O}(\text{sol})$	$-0.17 \pm 0.1(3)$
6. $\text{KCl}(\text{s}) = \text{K}^+(\text{sol}) + \text{Cl}^-(\text{sol})$	$+14.9 \pm 0.04(3)$
7. $\text{V}_2\text{O}_5(\text{s}) + 6\text{OH}^-(\text{sol}) = 2\text{VO}_4^{3-}(\text{sol}) + 3\text{H}_2\text{O}(\text{sol})$	$-183.1 \pm 0.9(3)$
8. $\text{K}_3\text{Fe}(\text{CN})_6 \cdot 3\text{H}_2\text{O}(\text{s}) = 4\text{K}^+(\text{sol}) + \text{Fe}(\text{CN})_6^{4-}(\text{sol}) + 3\text{H}_2\text{O}(\text{sol})$	$+46.2 \pm 0.3(3)$
9. $\text{NaCl}(\text{s}) = \text{Na}^+(\text{sol}) + \text{Cl}^-(\text{sol})$	$-0.3 \pm 0.06(3)$

(11.1K<sub>3</sub>Fe(CN)<sub>6</sub>, 647.5KOH, 10,100H<sub>2</sub>O). All reactions were carried out at 25 °C. Although the maintenance of strict stoichiometry requires that reactions (4), (5), and (6) be conducted successively in the same batch of hexacyanoferrate(III) reagent as used for (3), and reactions (8) and (9) be conducted successively in the same batch as (7), for reasons of experimental convenience the solute charges were dissolved into separate batches of reagent of the same initial composition. This procedure is justified by a choice of initial reactant concentrations which ensures that the changes in concentrations of the major reagent species K<sup>+</sup>, Fe(CN)<sub>6</sub><sup>3-</sup>, H<sub>2</sub>O, and OH<sup>-</sup> are very small and where in addition specific chemical interactions are absent between the remaining species Na<sup>+</sup>, Fe(CN)<sub>6</sub><sup>4-</sup>, VO<sub>4</sub><sup>3-</sup> and Cl<sup>-</sup>

*Scheme 2.* The enthalpy change of reaction (12) was



determined through the reaction scheme shown in Table 3. The symbol (sol) in this Table indicates that the designated

TABLE 3  
Calorimetric reaction scheme 2

Reaction	$\Delta H$ (323.15 K)/ kJ mol <sup>-1</sup>
13. $\text{Na}_x\text{V}_2\text{O}_5(\text{s}) + \frac{x}{2}\text{H}_2\text{O}_2(\text{sol}) + 6\text{OH}^-(\text{sol}) = x\text{Na}^+(\text{sol}) + x\text{OH}^-(\text{sol}) + 2\text{VO}_4^{3-}(\text{sol}) + 3\text{H}_2\text{O}(\text{sol})$	$-189.3 \pm 0.5(6)$ $x = 0.20$ $-189.0 \pm 1.0(4)$ $x = 0.22$ $-190.9 \pm 0.5(6)$ $x = 0.25$ $-189.9 \pm 0.6(6)$ $x = 0.29$ $-191.6 \pm 0.5(5)$ $x = 0.33$
14. $(\text{H}_2\text{O}_2 \cdot 6 \cdot 4\text{H}_2\text{O})(\text{l}) = \text{H}_2\text{O}_2(\text{sol})$	$-36.9 \pm 0.5(3)$
15. $\text{V}_2\text{O}_5(\text{s}) + 6\text{OH}^-(\text{sol}) = 2\text{VO}_4^{3-}(\text{sol}) + 3\text{H}_2\text{O}(\text{sol})$	$-195.9 \pm 0.4(7)$
16. $\text{Na}(\text{s}) + \frac{1}{2}\text{O}_2(\text{g}) + \frac{1}{2}\text{H}_2(\text{g}) = \text{Na}^+(\text{sol}) + \text{OH}^-(\text{sol})$	$-467.9 \pm 1^*$
17. $6 \cdot 4\text{H}_2\text{O}(\text{l}) = 6 \cdot 4\text{H}_2\text{O}(\text{sol})$	$-1.7 \pm 0.08(3)$

\* Value at 25 °C.

<sup>13</sup> J. O. Hill, G. Ojelund, and I. Wadsö, *J. Chem. Thermodynamics*, 1969, **1**, 111.

number of moles of the preceding substance is dissolved in reagent of composition (3.15H<sub>2</sub>O<sub>2</sub>, 910NaOH, 10,100H<sub>2</sub>O). The required enthalpy change is given by equation (18) and

$$\Delta H_{12} = \Delta H_{13} + \frac{x}{2} \Delta H_{14} - \Delta H_{15} - x \Delta H_{16} - \frac{x}{2} \Delta H_{17} \quad (18)$$

the enthalpy of formation of Na<sub>x</sub>V<sub>2</sub>O<sub>5</sub> by equation (19).

$$\Delta H_f^\circ \text{Na}_x \text{V}_2 \text{O}_5(\text{s}) - \Delta H_f^\circ \text{V}_2 \text{O}_5(\text{s}) = -\Delta H_{12} + \frac{x}{2} [6.4 \Delta H_f^\circ \text{H}_2 \text{O}(\text{l}) - \Delta H_f^\circ (\text{H}_2 \text{O}_2, 6.4 \text{H}_2 \text{O}(\text{l}))] \quad (19)$$

The heats of solution for the processes (13), (14), (15), and (16) were measured directly. V<sub>2</sub>O<sub>5</sub> (100 mg, 0.55 mmol) and equivalent weights of other solutes were dissolved in 100.2 ml batches of reagent of composition (3.15H<sub>2</sub>O<sub>2</sub>, 910NaOH, 10,100H<sub>2</sub>O). All measurements were made at 50 °C (since solution of Na<sub>x</sub>V<sub>2</sub>O<sub>5</sub> and V<sub>2</sub>O<sub>5</sub> was inconveniently slow at 25 °C). All solutes were dissolved in separate batches of the reagent solution rather than by successive additions to the same batch, a procedure again justified by the choice of high reagent : solute molar ratios and by the absence of specific chemical interactions between the solute species. ΔH<sub>16</sub> was identified with the differential heat of formation of NaOH in (910NaOH, 10,100H<sub>2</sub>O) and obtained from tables.<sup>14</sup>

## RESULTS

A complete set of experimental data obtained for a single heat of solution measurement is shown in Table 1. Average measured heats of solution and their uncertainties for the reactions of Schemes 1 and 2 are given in Tables 2 and 3 respectively. The error assigned to each value is twice the standard error of the mean<sup>15</sup> and the number of determinations made is shown in parentheses. Values of standard enthalpies of formation used in the application of equation (11) were NaCl(s) (−412.5 ± 0.8 kJ mol<sup>−1</sup>),<sup>16</sup> KCl(s) (−435.9 ± 0.8 kJ mol<sup>−1</sup>),<sup>16</sup> H<sub>2</sub>O(l) (−285.85 ± 0.04 kJ mol<sup>−1</sup>),<sup>14</sup> K<sub>3</sub>Fe(CN)<sub>6</sub>(s) (−242.7 ± 0.5 kJ mol<sup>−1</sup>), and K<sub>4</sub>Fe(CN)<sub>6</sub>·3H<sub>2</sub>O(s) (−1458.1 ± 0.5 kJ mol<sup>−1</sup>). The last two quantities were calculated from values<sup>17</sup> for ΔH<sub>f</sub><sup>°</sup>K<sup>+</sup>(aq), ΔH<sub>f</sub><sup>°</sup>Fe(CN)<sub>6</sub><sup>3−</sup>(aq), ΔH<sub>f</sub><sup>°</sup>Fe(CN)<sub>6</sub><sup>4−</sup>(aq) and the measured heats of solution of K<sub>3</sub>Fe(CN)<sub>6</sub>(s) and K<sub>4</sub>Fe(CN)<sub>6</sub>·3H<sub>2</sub>O(s) at infinite dilution.<sup>18</sup> In the application of equation (19) a value of ΔH<sub>f</sub>(H<sub>2</sub>O<sub>2</sub>, 6.4H<sub>2</sub>O)(l) = −191.1 ± 0.8 kJ mol<sup>−1</sup> was used as the heat of formation from H<sub>2</sub>(g), O<sub>2</sub>(g), and

TABLE 4

Enthalpies of formation of sodium vanadium bronzes from xNa(s) and V<sub>2</sub>O<sub>5</sub>(s)

Compound	ΔH <sub>f</sub> <sup>°</sup> Na <sub>x</sub> V <sub>2</sub> O <sub>5</sub> (s) − ΔH <sub>f</sub> <sup>°</sup> V <sub>2</sub> O <sub>5</sub> (s)/kJ mol <sup>−1</sup>	
	(a)	(b)
Na <sub>0.20</sub> V <sub>2</sub> O <sub>5</sub>	−72.7 ± 1.0	−77.8 ± 0.7
Na <sub>0.22</sub> V <sub>2</sub> O <sub>5</sub>	−79.1 ± 1.8	−85.2 ± 1.1
Na <sub>0.25</sub> V <sub>2</sub> O <sub>5</sub>	−90.0 ± 1.0	−94.0 ± 0.7
Na <sub>0.29</sub> V <sub>2</sub> O <sub>5</sub>	−104.7 ± 1.3	−109.2 ± 0.7
Na <sub>0.33</sub> V <sub>2</sub> O <sub>5</sub>	−119.3 ± 1.3	−121.6 ± 0.7

(a) Scheme 1, hexacyanoferrate(III) reagent, 25 °C. (b) Scheme 2, peroxide reagent, 50 °C.

H<sub>2</sub>O(l)<sup>14</sup> at 25 °C. Combination of heat of solution data given in Tables 2 and 3 with the above standard enthalpies

<sup>14</sup> Circular 500, U.S. Nat. Bur. Stand., Washington, 1952.

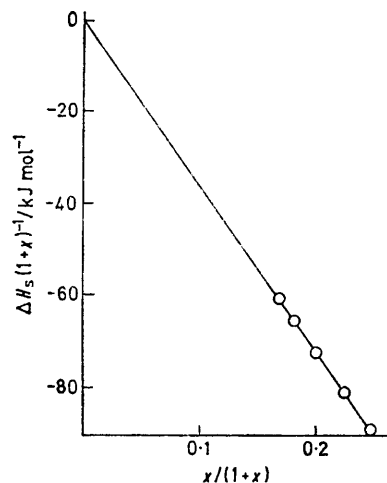
<sup>15</sup> F. D. Rossini, *Chem. Rev.*, 1936, **18**, 233.

<sup>16</sup> O. Kubaschewski, E. L. Evans, and C. B. Alcock, 'Metalurgical Thermochemistry,' Pergamon Press, Oxford, 4th edn., 1967.

of formation enabled the enthalpy change of reaction (1) to be calculated *via* two independent routes using equations (11) and (19) respectively. Final results are shown in Table 4. In the calculation by use of equation (19) the small differences between enthalpies of formation at 25 and 50 °C (<ca. 1 kJ mol<sup>−1</sup>) have been ignored as being comparable with the overall errors of measurement.

## DISCUSSION

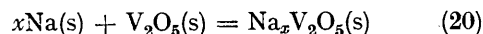
*Comparison of the Peroxide and Hexacyanoferrate(III) Cycles.*—The values obtained for ΔH<sub>f</sub><sup>°</sup>Na<sub>x</sub>V<sub>2</sub>O<sub>5</sub>(s) − ΔH<sub>f</sub><sup>°</sup>V<sub>2</sub>O<sub>5</sub>(s) by the two cycles differ by 2–6 kJ mol<sup>−1</sup>. The variation with x is similar but in every case values obtained from the peroxide cycle are more negative. This small but systematic discrepancy is probably connected with the slow exothermic decomposition of the peroxide reagent occurring as a side-reaction. Such an effect is automatically allowed for if the rate of heat



Molar heat of solution of Na(s) in V<sub>2</sub>O<sub>5</sub>(s)

evolution from this source is constant throughout the whole calorimetric run, but a variation of rate during the reaction period would lead to an uncorrected error. In each cycle the final enthalpy value obtained is the algebraic sum of considerably larger quantities; since the two cycles involve quite independent chemical paths, the overall agreement is thought to be satisfactory. In the following discussion data from the hexacyanoferrate(III) cycle are used, being presumed the more accurate.

*Variation of the Enthalpy of Formation with Composition.*—The quantity ΔH<sub>f</sub><sup>°</sup>Na<sub>x</sub>V<sub>2</sub>O<sub>5</sub>(s) − ΔH<sub>f</sub><sup>°</sup>V<sub>2</sub>O<sub>5</sub>(s) is the enthalpy change ΔH<sub>s</sub> for the solution process (20). In the Figure ΔH<sub>s</sub>/(1+x) is plotted against



x/(1+x), the mole fraction of sodium. The intercept of the tangent to the curve on the line x/(1+x) = 0 is (H<sub>V<sub>2</sub>O<sub>5</sub></sub> − H<sub>V<sub>2</sub>O<sub>5</sub></sub>) and the intercept on the line x/(1+x) = 1 is (H<sub>Na</sub> − H<sub>Na</sub>). Over the range of composition in-

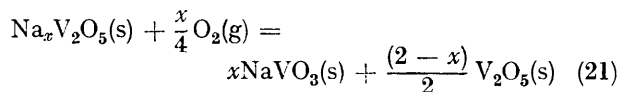
<sup>17</sup> P. A. Rock, *J. Phys. Chem.*, 1966, **70**, 576.

<sup>18</sup> L. G. Hepler, J. R. Sweet, and R. A. Jessor, *J. Amer. Chem. Soc.*, 1960, **82**, 304.

investigated Na and  $V_2O_5$  form a solid solution for which  $\bar{H}_{Na}$  is constant and  $(\bar{H}_{V_2O_5} - H_{V_2O_5}) = 0.0 \pm 1.4$  kJ mol<sup>-1</sup>. In this case, since the curve is linear from the origin, the slope of the curve is also equal to  $\bar{H}_{Na} - H_{Na}$ .

The structural interpretation of this result is that the interactions between sodium atoms in the channels of the  $V_2O_5$  matrix in  $Na_xV_2O_5$  are negligible and that the energy of rearrangement of the  $V_2O_5$  matrix in the formation of the  $\beta$ -phase of the bronze is very small and comparable with the errors of measurement of  $\Delta H_s$ . The relative partial molar enthalpy change  $\bar{H}_{Na} - H_{Na}$  is a measure of the interaction between a sodium atom and the  $V_2O_5$  matrix in the bronze. The least-squares value found is  $-358.5 \pm 7.0$  kJ mol<sup>-1</sup> and this high heat of solution can be compared with values in the range 0 to  $-80$  kJ mol<sup>-1</sup> typically found for the solution of sodium into other metals in alloy formation.

The high stability of the  $\beta$ -phase bronze can be further demonstrated by an examination of the thermochemistry of its oxidation and disproportionation. For the oxidation process (21)  $\Delta H_{298 K}^\circ$  can be



calculated using the measured values of  $\Delta H_f^\circ Na_xV_2O_5(s) - \Delta H_f^\circ V_2O_5(s)$  and a recent literature

TABLE 5

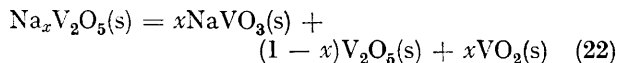
$x$	$\Delta H_{298 K}^\circ /$ kJ mol <sup>-1</sup>	$\Delta G_{298 K}^\circ /$ kJ mol <sup>-1</sup>	$\Delta G_{800 K}^\circ /$ kJ mol <sup>-1</sup>
0.20	$-1.4 \pm 1.2$	+2.1	+8.5
0.22	$-2.4 \pm 2.0$	+0.9	+8.0
0.25	$-2.7 \pm 1.3$	+1.1	+9.1
0.29	$-2.8 \pm 1.6$	+1.6	+10.9
0.33	$-3.0 \pm 1.7$	+2.3	+12.9

value<sup>19</sup> of  $\Delta H_f^\circ NaVO_3(s) - \frac{1}{2}\Delta H_f^\circ V_2O_5(s) = -370.7 \pm 1.0$  kJ mol<sup>-1</sup>. Approximate values of  $\Delta G_{298 K}^\circ$  and  $\Delta G_{800 K}^\circ$  can be calculated if the reasonable assumptions

<sup>19</sup> J. O. Hill, I. G. Worsley, and L. G. Hepler, *Chem. Rev.*, 1971, **71**, 127.

are made that the small differences in entropies between solid phases can be ignored in relation to changes involving gaseous species and the temperature variation of  $\Delta H^\circ$  is small. Calculated values for reaction (21) are given in Table 5.

For the disproportionation reaction (22) use of Mah and Kelley's data<sup>20</sup> for  $\Delta H_f^\circ VO_2(s) - \frac{1}{2}\Delta H_f^\circ V_2O_5(s) = 61.5 \pm 2.0$  kJ mol<sup>-1</sup> enabled the corresponding enthalpy



changes to be calculated (Table 6); these approximate to changes in free energy since only solid reactants and products are present.

TABLE 6

$x$	0.20	0.22	0.25
$\Delta H_{298 K}^\circ /$ kJ mol <sup>-1</sup>	$10.9 \pm 1.6$	$11.1 \pm 2.4$	$12.7 \pm 1.7$
$x$	0.29	0.33	
$\Delta H_{298 K}^\circ /$ kJ mol <sup>-1</sup>	$15.0 \pm 2.1$	$17.3 \pm 2.2$	

Thus the  $\beta$ -phase of  $Na_xV_2O_5$  is thermodynamically stable with respect to both oxidation and disproportionation. This statement is consistent with the experimental observations that the reverse of reaction (22) can be used preparatively for the formation of the bronze<sup>6</sup> whilst in the preparation described here cooling of a  $V_2O_5$ - $NaVO_3$  melt leads not to solidification of  $V_2O_5$  and  $NaVO_3$ , but to oxygen evolution and precipitation of the bronze. Thermogravimetry confirmed that no substantial oxidation of the bronze occurs on heating in air below the temperature (*ca.* 660 °C) at which molten products form.

We thank the S.R.C. for a grant and a Studentship (to D. J. N.), and Warwickshire County Council and the Walsall Education Authority for maintenance grants (to J. C. W. R. and M. J. respectively).

[2/1376 Received, 15th June, 1972]

<sup>20</sup> A. D. Mah and K. K. Kelley, U.S. Bureau of Mines Report of Investigation No. 5858, Washington, 1961.